

RIVERSIDE

FLIGHT CENTER

WHY TRAIN AT RIVERSIDE FLIGHT CENTER?

We have a history of providing pilots with the skills and knowledge they need to fly for airlines around the world. Don't be fooled by promises. Ask for results. We proudly display our past graduates and the airlines they fly for!

[CLICK TO VIEW OUR PAST GRADUATES](#)

Located in Tulsa, Oklahoma, United States of America, Riverside Flight Center is a Federal Aviation Administration (FAA) approved Pilot School based at Richard Lloyd Jones Jr Airport (KRVS), a controlled, public airfield. Since 2000, Riverside Flight Center has developed into an industry-leading example of a primary flight training provider for international pilots. Offering unequalled standards, graduates of our programs go on to enjoy positions of leadership within the aviation community at airlines throughout the world. Our core business is modeled around providing all-inclusive, guaranteed training, allowing us to develop into a respected aviation training provider.

Riverside Flight Center graduates are capable, confident, professional pilots who are leading worldwide airlines into the future.

Contact us today to learn how you can become the airline pilot you've always wanted to be, leading the way tomorrow!



Airline Pilots Needed!

You've picked a great time to start your aviation training program. Industry analysts predict 465,000 Airline Pilots will be needed worldwide in the near future.

[Read Boeing's Story Here](#)

Riverside Flight Center's Professional Pilot Program can be completed in less than 8 months, giving you a competitive edge over pilots trained at other schools that take much longer.

FLYING — YOUR DREAM JOB

Are you ready to Join RFC?

You qualify for training at Riverside Flight Center if you meet the following requirements:


- Be at least 17 years, 8 months of age
- Read, Write, Speak, & Understand the English Language
- Have 20/20 Vision, with or without correction
- Have NO Color-vision deficiencies
- Have a basic knowledge of math and physics
- Have sufficient funds for your full training course
- Pass an FAA Pilot Medical Examination (Class I, II, or III)
- Valid Passport for entire length of stay
- Obtain an M-1 Visa from US Embassy (we require a copy)
- Submit \$500USD deposit to school
- Submit YOUR Online Registration — [CLICK HERE](#)



World-Wide Students

Our Professional Pilot (Multi-Engine Instrument Airplane) Training Program meets ICAO standards. When you complete your training at Riverside Flight Center, you can convert your licenses to your home country licenses using a conversion process.

With our extensive experience throughout the world, you can rest assured your Pilot License conversion process will qualify you for employment in your home country.



Enjoy a variety of weather conditions to train in!

Location Location Location

Arriving at Tulsa is easy. Most major airlines have daily flights to Tulsa International Airport.

Flight training is conducted at a large, general aviation FAA-funded airport. With two parallel runways and a crosswind runway, you'll get plenty of experience in a variety of landing conditions, both day and night. With full Air Traffic Control and radar services, pilots develop superb instrument flight skills at local airports and build confidence in radio communications operating in one of the busiest airspace areas in the US.

[Click to Listen to a LIVE feed of Riverside Airport's Air Traffic Control Tower](#)

GET THE WHEELS ROLLING — APPLY!

Your Next Step

When we receive your online registration form, your enrollment process has started. Since you are not a US Citizen or Permanent Resident, we will create an I-20 Form and Confirmation of Enrollment Letter and send it to the postal address you provided, free of charge. You should expect to receive it in about 10-15 business days. You will need these documents to obtain an M-1 Visa from your nearest US Embassy. If you pay expedited shipping fees, we will speed post these documents to you.

Arriving in Tulsa, Oklahoma

After receiving your Student Visa, the next step is booking your ticket for arrival in Tulsa, Oklahoma, United States of America.

Most airlines provide daily flights into Tulsa International Airport (KTUL). After you've booked your ticket, submit your arrival details to us and we'll meet you at the airport!

You should plan to arrive several days before your scheduled class start. This gives you enough time to settle in and prepare for your first day at Riverside Flight Center!

- Highest Quality Training
- Shortest Course Completion Time
- Fairest Price Possible

Your Student M-1 Visa Interview

Once you have your SEVIS receipt (Read Below) and I-20 Form, go to <http://usembassy.state.gov/> and access your US Embassy.

Follow the links for 'Visas to the US,' and/or 'Non-Immigrant Visas,' and/or 'M1 Student Visas' to obtain the visa application instructions required for your country. Book an appointment for your visa interview.

Complete the DS-160 Form online, and print the completed form (Be sure to make a copy for your records).

Check that your passport will remain valid for your entire stay and has at least 1 blank page.

Obtain a passport photograph (see your embassy website for details.)

Obtain evidence that you can pay for the course and any expenses (bank statements, etc.)

Obtain evidence that you will return to your country after your training (family, work, property, etc.)

Take your I-20, SEVIS Receipt, and Enrollment letter plus all evidence above to your interview.

Your interview will be brief, usually 15 minutes or so, but you may have to wait, so take a book.

Expect your Visa 5-30 days after your interview.

[Read more about the Student Visa by Clicking Here](#)



QUESTIONS?



+1 918 298 3164 (1500-2300 GMT)



info@riversideflightcenter.com



[Click to Visit us on YouTube!](#)



RiversideFlightCenter



[Click to Visit us on Facebook!](#)

PAY YOUR SEVIS FEE TO THE US GOVERNMENT

You require a receipt of this payment to schedule your Visa Interview at your nearest US Embassy.

- Go to www.fmjfee.com (use a computer that you can print a receipt from).
- Select 'Proceed to I-901 Form and Payment.'
- Select 'I-20,' click OK, and follow the on-screen instructions to complete the I-901 Form.
SEVIS ID Number: N000... (This number is on the top right of the I-20 Form we sent you)
School Code: DAL214F13913000
- Print the Receipt after paying the fee. You must take this receipt to your M-1 Visa Interview at the Embassy.

YOUR LICENSE TO TAKE OFF

FAA Pilot Certificates. Delivered.

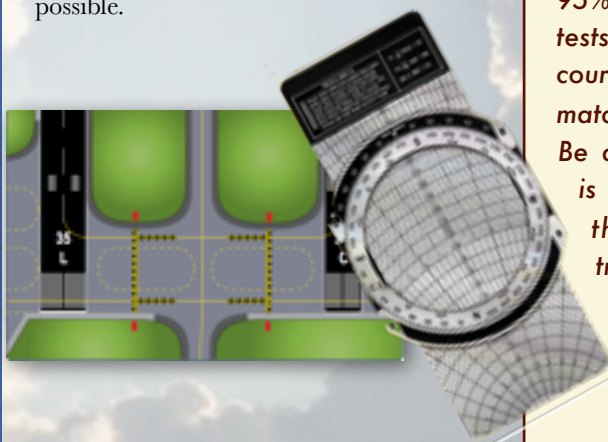


You'll graduate our program after receiving your Private Pilot License (PPL), Instrument Rating (IR), and Commercial Pilot License (CPL) for both Single-Engine and Multi-Engine Land Airplanes.

License Conversion

Once you've complete your program, your FAA licenses can be converted to any member country of ICAO. Check the aviation authority in your home country for details.

We've trained thousands of pilots from over 30 countries throughout the world and helped each with their conversion process. Our graduate package provides you with the information necessary to make your conversion as easy and fast as possible.




Don't settle for average training—Demand and expect only the best. We don't make good pilots, we make great pilots!



Need Extra Training?

Riverside Flight Center provides only the best training. With over a 95% First-Time Pass Rate on all tests, we can offer guarantees and course costs other schools can't match.

Be aware, however, flight training is a skill. In the unlikely event that you require additional training, we're happy to help! Any additional training, testing, or accommodation you require is in addition to your course costs at our competitive rates.



COURSE COST GUARANTEE



No Hidden Charges. Ever.

Our Professional Pilot Program INCLUDES the fees for your TSA application & fingerprints, medical exam, flight training & tests, ground training & exams, books, transportation, and all accommodation.

You must pay for food, travel to and from Tulsa, entertainment, and flight tools (listed below).



Guaranteed Price.

• You'll receive double the hours required for the Private License and Instrument Rating, but only pay for the minimum. This means you receive 72 hours per course (including each flight test) for both PPL & IR, but only pay for 35 per course.

• You'll complete training with 30 hours Multi-Engine and 250 total hours.

• Many schools advertise lower prices, based on minimum certification requirements. What they don't tell you is your course cost will never be the same number. For example, the Private Pilot Course is a minimum of 35 hours. 35 hours x \$120 per hour = \$4200. The FAA average for the Private Pilot Course is 65 hours (costing you \$3600 EXTRA!)

• Riverside Flight Center's course is based on the Industry AVERAGE, NOT MINIMUM certification requirements, meaning your course costs are predictable.

• If you study, pass your tests successfully the first time, and complete your Private within 72 hours and your Instrument within 72 hours, your course costs will not change. That's OUR GUARANTEE to you!

Included in your Course Cost

- Fully Furnished Accommodations
- Daily Local Shuttle Service
- FAA Flight Tests and Exams
- Course Books and Materials
- Government Security Fees

EXTRAS*

Aviation Headset	\$125 USD	Fuel Tester	\$11 USD
Pilot Logbook	\$8 USD	Flash Light for Night Flights	\$10 USD
Flight Kneeboard	\$17 USD	Checklists	\$5 USD per checklist
Navigation Plotter	\$13 USD	Navigation Charts	\$9 USD per chart
Flight Calculator	\$13 USD	Sunglasses	\$20 USD
Fuel Strainer	\$7 USD	Flight Bag (recommended)	\$35 USD

**these personal items are tools necessary for flight training that are not included in the course cost.*